


No. M-13048/35(PY)/2012-SP-S  
Government of India  
Planning Commission  
(State Plans Division)



OFFICE OF THE CHIEF SECRETARY  
PONDICHERRY  
No. 6545 / CS / 2014  
Received on 11/9/14  
Despatched on \_\_\_\_\_

Office of the  
Development Commissioner  
No. 2807 / DC / 2014  
Received on 2 SEP 2014  
Despatched on 4/9/14

Yojana Bhawan,  
Sansad Marg,  
New Delhi-110001  
28<sup>th</sup> August, 2014

The Chief Secretary,  
Government of Puducherry,  
Puducherry.

Subject: Approval of Revised Sectoral Allocation of the Annual Plan 2013-14 of Puducherry

Sir,

I am directed to refer to the Govt. of Puducherry letter No. 81/2013-14/PRD/PF/3442 dated 13.08.2014 regarding approval of revised sectoral allocation of the Annual Plan 2013-14 and to convey the approval of the Planning Commission for the revised outlay of Rs. 1855.00 crore for Annual Plan 2013-14 of Puducherry.

2. The Revised Scheme of Financing of the revised outlay of the Annual Plan 2013-14 is given at **Annexure-I**.

3. A statement showing the distribution of the revised outlay of the Annual Plan 2013-14 among different heads and sub-heads of development is given at **Annexure-II**.


4. The State Government should also ensure that the outlays for the SCSP components in the total revised outlays of Annual Plan 2013-14 as per proportion of Scheduled Caste population in the total population.

5. The plan programmes need to be monitored closely with a view to achieve the financial and physical targets.

Kindly acknowledge the receipt of the letter.

Encl: As above

Yours faithfully,

  
(T.K. Pandey)  
Joint Secretary (SP)

Contd....

**Copy to:**


1. Ministry of Finance, Government of India, North Block, New Delhi.
- a. Addl. Secretary, Budget Division (5 copies)
- b. Joint Secretary (PF-I) (5-copies)
- c. Joint Secretary (PMU), Department of Economic Affairs

**Copy also to:**

- 1 PMO (Director-Puducherry)
- 2 Coordinating Officers of all Central Ministries (except the Ministry of Defence)
- 3 **Government of Puducherry:**
  - a. Principal Secretary (Finance) (5 copies)
  - b. Principal Secretary (Planning) (5 copies)
- 4 Resident Commissioner, Govt. of Puducherry, New Delhi

**Planning Commission:**

- 1 Financial Resource Division
- 2 Subject Divisions
- 3 Director (Plan Coordination)
- 4 Director (SP-Coord.)



(T.K. Pandey)  
Joint Secretary (SP)

**Annexure-I**

**Scheme of Financing the Annual Plan 2013 - 14 (R.E.) of Puducherry**  
(Rs. in Crore)

S. No.	Item	Annual Plan 2013-14 (Revised Estimates)
<b>A.</b>	<b>UT Government</b>	
<b>1</b>	<b>UT's Own Resources (a to g)</b>	<b>496.48</b>
	a. Balance from Current Revenues	491.72
	b. MCR (excluding deductions for repayment of loans)	4.76
	c. Plan Grants from GoI (12th/13th FC)	-
	d. ARM	-
	e. Reimbursement of CST Collection	-
	f. Adjustment of Opening Balance	-
	g. Recoveries	-
<b>2</b>	<b>UT's Net Borrowings (i-ii)</b>	<b>604.68</b>
	<b>(i) Gross Borrowings (a to h)</b>	<b>741.16</b>
	a. State Provident Fund (Net)	-
	b. Small Savings	15.56
	c. Gross Market Borrowings	500.00
	d. Negotiated Loans (HUDCO / NABARD)	175.64
	e. Negotiated Loans (Unspent balance)	40.00
	f. Bonds/Debentures	-
	g. Loans portion of NCA (Hydrology project)	9.96
	h. Non-Plan Loan	-
	<b>(ii) Repayments ( a to f)</b>	<b>136.48</b>
	a. Small Savings	58.39
	b. Plan Loan	43.00
	c. NABARD	17.00
	d. HUDCO	18.00
	e. C.S.S. Loan	0.09
<b>3</b>	<b>Central Assistance</b>	<b>753.84</b>
	a. Normal Central Assistance	587.49
	b. National Social Assistance Programme (NSAP)	9.99
	c. JNNURM	30.00
	d. RKVY	15.00
	e. Roads & Bridges	10.72
	f. ACA for EAP	100.00
	g. FIMSUL	0.64
	<b>Total A: UT Govt's Budgetary Resources (1+2+3)</b>	<b>1855.00</b>
<b>B.</b>	<b>Resources of Public Sector Enterprises</b>	<b>-</b>
<b>C.</b>	<b>Resources of Local Bodies</b>	<b>-</b>
<b>D.</b>	<b>AGGREGATE PLAN RESOURCES (A+B+C)</b>	<b>1855.00</b>

## Annual Plan 2013-14-Revised Outlay, UT of Puducherry

(Rs. in Lakh)

Sl. No	Major Heads / Minor Heads of Development	Revised Outlay AP 2013-14
<b>I</b>	<b>AGRICULTURE &amp; ALLIED ACTIVITIES</b>	
1	Crop Husbandry	3641.71
2	Horticulture	1338.37
3	Soil & Water Conservation (including control of shifting cultivation)	
4	Animal Husbandry	1906.68
5	Dairy Development	386.50
6	Fisheries	5373.48
7	Plantations	
8	Food,Storage & Warehouse	
9	Agricultural Research & Education	1356.40
10	Agricultural Financial Institutions	
11	Co-operation	2135.98
12	Other Agricultural Programmes	
	a) Agriculture marketing	973.85
	b) Others	
	<b>Total - I</b>	<b>17112.97</b>
<b>II</b>	<b>RURAL DEVELOPMENT</b>	
<b>1</b>	<b>Special Programme for Rural Development</b>	
	a) Drought Prone Area Programme (DPAP)	
	b) Desert Development Programme (DDP)	
	c) Integrated Wasteland Development Project Scheme	
	d) DRDA Administration	
	e) Others (State Share to CSS)	3.60
	<b>Sub-total (Special Programme for Rural Development)</b>	<b>3.60</b>
<b>2</b>	<b>Rural Employment</b>	
	a) Swaranjyanti Gram Swarozgar Yojana (SGSY)	
	b) Sampoorna Gram Rozgar Yojana (SGRY)	
	c) National Food for Work Programme / National Rural Employment Guarantee Programme(NREGP)	
	d) Total sanitation campaign programme	
	<b>Sub-total (Rural Employment)</b>	
<b>3</b>	<b>Land Reforms</b>	<b>68.88</b>
<b>4</b>	<b>Other Rural Development Programmes</b>	
	a) Community Developments & Panchayats	1123.01
	b) Other Programmes of Rural Development	407.80
	<b>Sub-total (Other Rural Development Programmes)</b>	<b>1530.81</b>
	<b>Total - II</b>	<b>1603.29</b>
<b>III</b>	<b>SPECIAL AREAS PROGRAMMES</b>	
<b>IV</b>	<b>IRRIGATION &amp; FLOOD CONTROL</b>	

		(Rs. in Lakh)
Sl. No	Major Heads / Minor Heads of Development	Revised Outlay AP 2013-14
1	Major & Medium Irrigation	1841.70
2	Minor Irrigation	
3	Command Area Development	
4	AIBP	
5	Flood Control (includes flood protection works)	1812.98
	<b>Total - IV</b>	<b>3654.68</b>
<b>V</b>	<b>ENERGY</b>	
1	Power	9295.51
2	Non-Conventional Sources of Energy	82.52
3	Integrated Rural Energy Programme	333.00
	<b>Total - V</b>	<b>9711.03</b>
<b>VI</b>	<b>INDUSTRY &amp; MINERALS</b>	
1	Village & Small Industries	
	a) Small Scale Industries	769.18
	b) Handlooms / Powerlooms	1285.52
	<i>Sub-total (Village &amp; Small Industries)</i>	<i>2054.70</i>
2	Other Industries (other than VSI)	3283.22
3	Minerals	
	<b>Total - VI</b>	<b>5337.92</b>
<b>VII</b>	<b>TRANSPORT</b>	
1	Minor Ports	360.00
2	Civil Aviation	
3	Roads & Bridges	8815.01
4	Road Transport	654.00
5	Inland Water Transport	
6	Other Transport Services	
	<b>Total - VII</b>	<b>9829.01</b>
<b>VIII</b>	<b>SCIENCE, TECHNOLOGY &amp; ENVIRONMENT</b>	
1	Scientific Research	139.00
2	Information Technology & E-Governance	423.20
3	Ecology & Environment	95.00
4	Forestry & Wildlife	189.00
	<b>Total - VIII</b>	<b>846.20</b>
<b>IX</b>	<b>GENERAL ECONOMIC SERVICES</b>	
1	Secretariat Economic Services	27.70
2	Tourism	4364.84
3	Census, Survey & Statistics	18.00
4	Civil Supplies	767.00
5	Other General Economic Services	
	a) District Planning / District Councils	
	b) Weights & Measures	

		(Rs. in Lakh)
Sl. No	Major Heads / Minor Heads of Development	Revised Outlay AP 2013-14
	c) Others	
	<b>Sub-total (Other General Economic Services)</b>	
	<b>Total -IX</b>	<b>5177.54</b>
<b>X</b>	<b>SOCIAL SERVICES</b>	
<b>1</b>	<b>General Education</b>	
	a) Elementary Education & Literacy	4877.55
	b) Literacy/Adult Education	0.00
	c) Secondary Education	6769.32
	d) Higher Education (School)	2.00
	e) Law	63.04
	<b>Sub-total (General Education)</b>	<b>11711.91</b>
2	Higher & Technical Education	11729.77
3	Sports & Youth Services	805.30
4	Art & Culture	975.77
	<b>Sub-total (Education)</b>	<b>25222.75</b>
5	Medical & Public Health	18982.68
6	Water Supply & Sanitation	13594.89
7	Housing (incl. Police Housing)	10884.97
8	Urban Devpl. (incl. State Capital Projects & Slum Area Development)	12523.15
9	Information & Publicity	135.00
10	Development of SCs, STs & OBCs	6035.60
11	Labour & Employment	1157.16
12	Social Security & Social Welfare	5180.00
13	Empowerment of Women & Development of Children	
	a) Empowerment of Women & Development of Children	15440.76
	b) Nutrition	2661.67
	<b>Sub-total (Empowerment of Women &amp; Development of Children)</b>	<b>18102.43</b>
	<b>Total -X</b>	<b>111818.63</b>
<b>XI</b>	<b>GENERAL SERVICES</b>	
1	Jails	264.44
2	Stationery & Printing	663.00
3	Public Works	5936.15
4	Other Administrative Services	
	a) Training	
	b) Others	13545.14
	<b>Total -XI</b>	<b>20408.73</b>
	<b>GRAND TOTAL</b>	<b>185500.00</b>